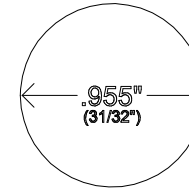
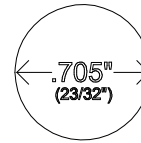
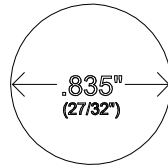
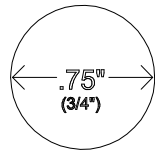


PENNY

NICKEL

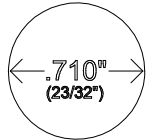
DIME

QUARTER

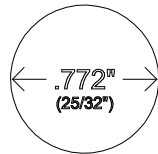


PLACE A COIN(S) IN THE CHART ABOVE TO ENSURE THIS PRINTOUT HAS PRINTED TO SCALE
 IF COIN DOES NOT FIT EXACTLY IN THE CIRCLE, THE PRINT IS NOT TO SCALE
 PRINT "ACTUAL SIZE", NOT "SCALE TO FIT"

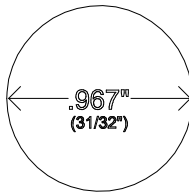
PLACE THE END OF THE HYDRAULIC COUPLING ON THE CIRCLES TO DETERMINE SIZE.
 WAITE'S TOOLS ARE DESIGNED TO BE USED ON MALE HYDRAULIC COUPLERS ONLY.



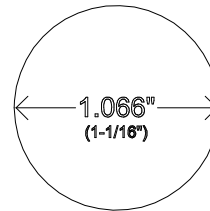
.25" FF



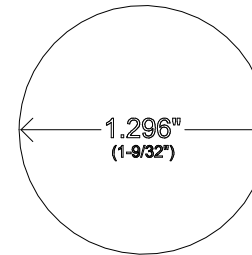
.375" FF



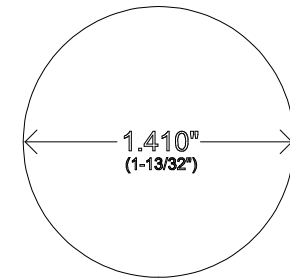
.5" FF



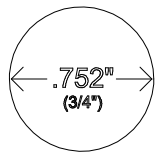
.625" FF



.75" FF



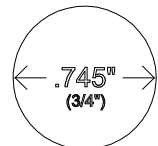
1.0" FF



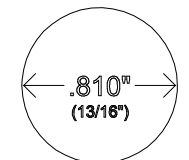
.375" HNV-MWH



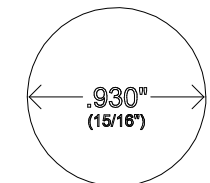
.25" ISO



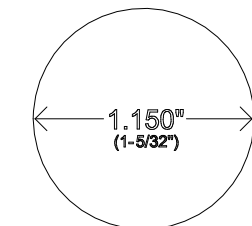
.375" ISO



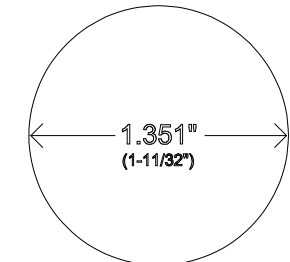
.5" ISO



.625" ISO



.75" ISO



1.0" ISO

CUT OUT THE CIRCLE SO THE COUPLER GOES THROUGH THE PAPER